

# WELCOME

## Q1/2024 Operation Result Information

**Apichart Lee-issaranukul**

**August 1 , 2024**

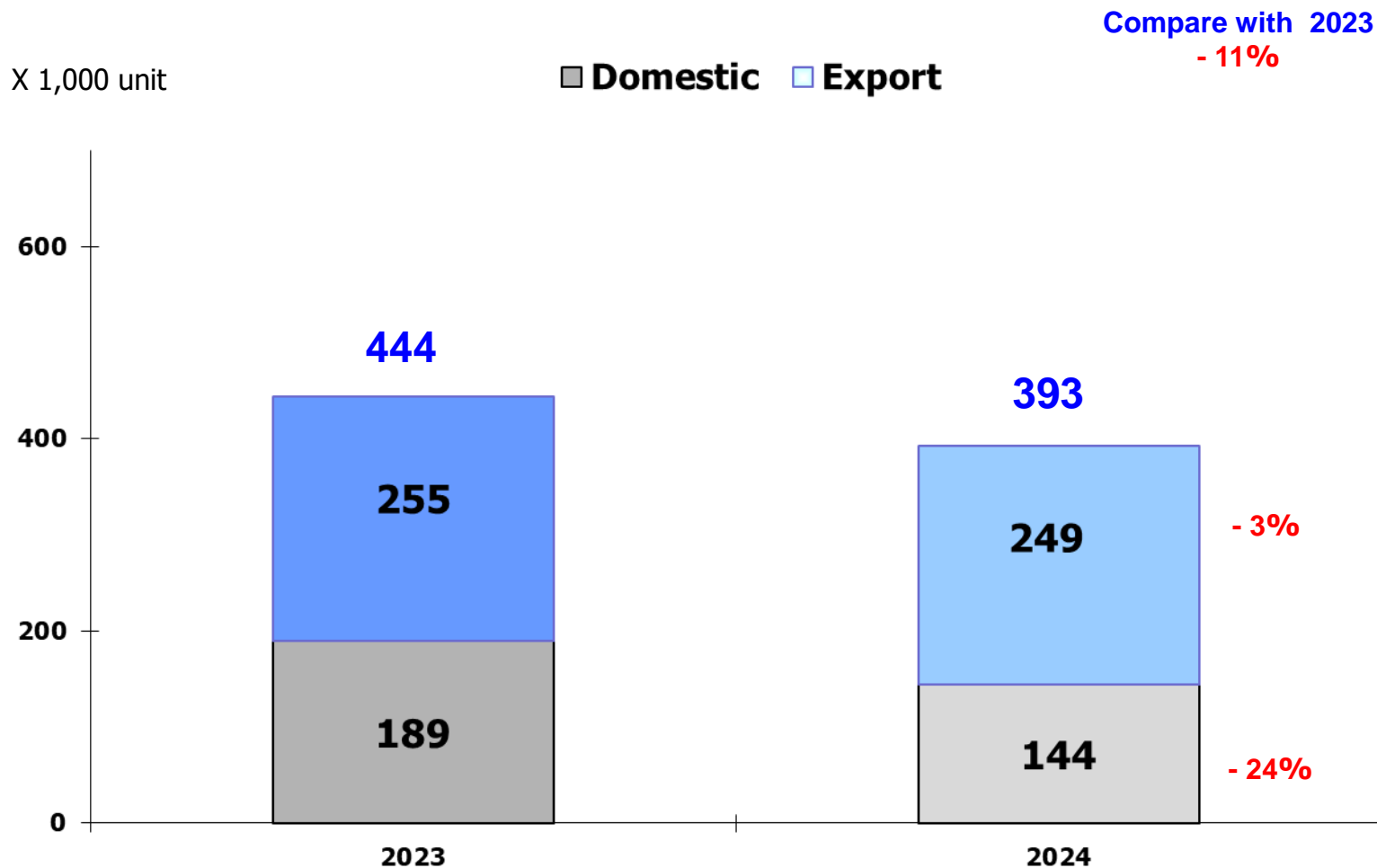
**THAI STANLEY ELECTRIC PUBLIC COMPANY LIMITED**

**The completely integrated manufacturer of world class automotive lighting**

# Agenda

- 1. Market Trend – 2024 (April – June)**
- 2. The 1<sup>st</sup> Quarterly 2024 Financial Statement**
- 3. New Model**

## 4W (Motorcar) Market Sale 2024 (April – June) Domestic & Export

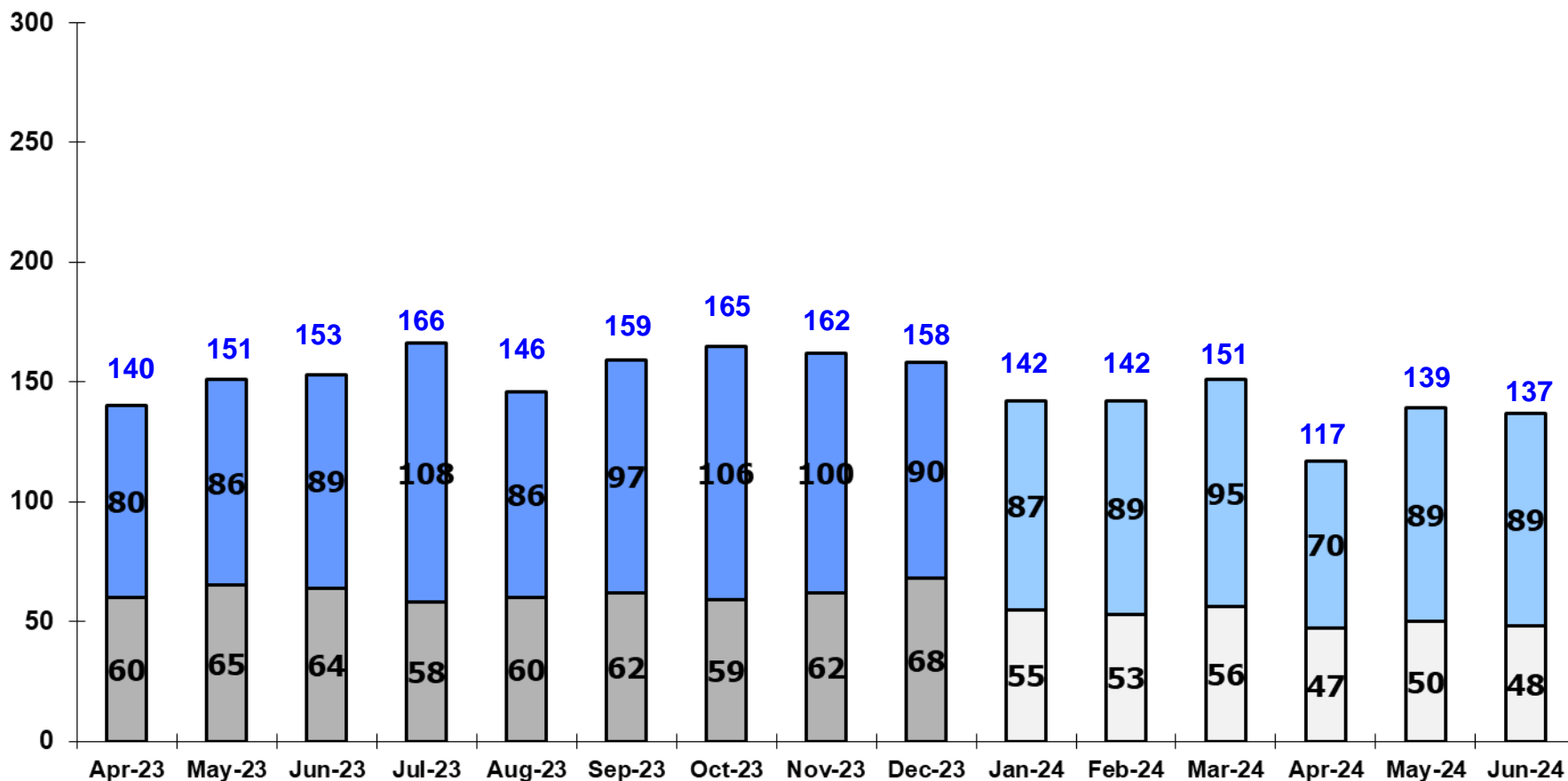


Source: The Federation of Thai Industries

## 4W (Motorcar) Market Sale (Domestic & Export) (April 2023 – June 2024)

X 1,000 unit

□ Domestic □ Export

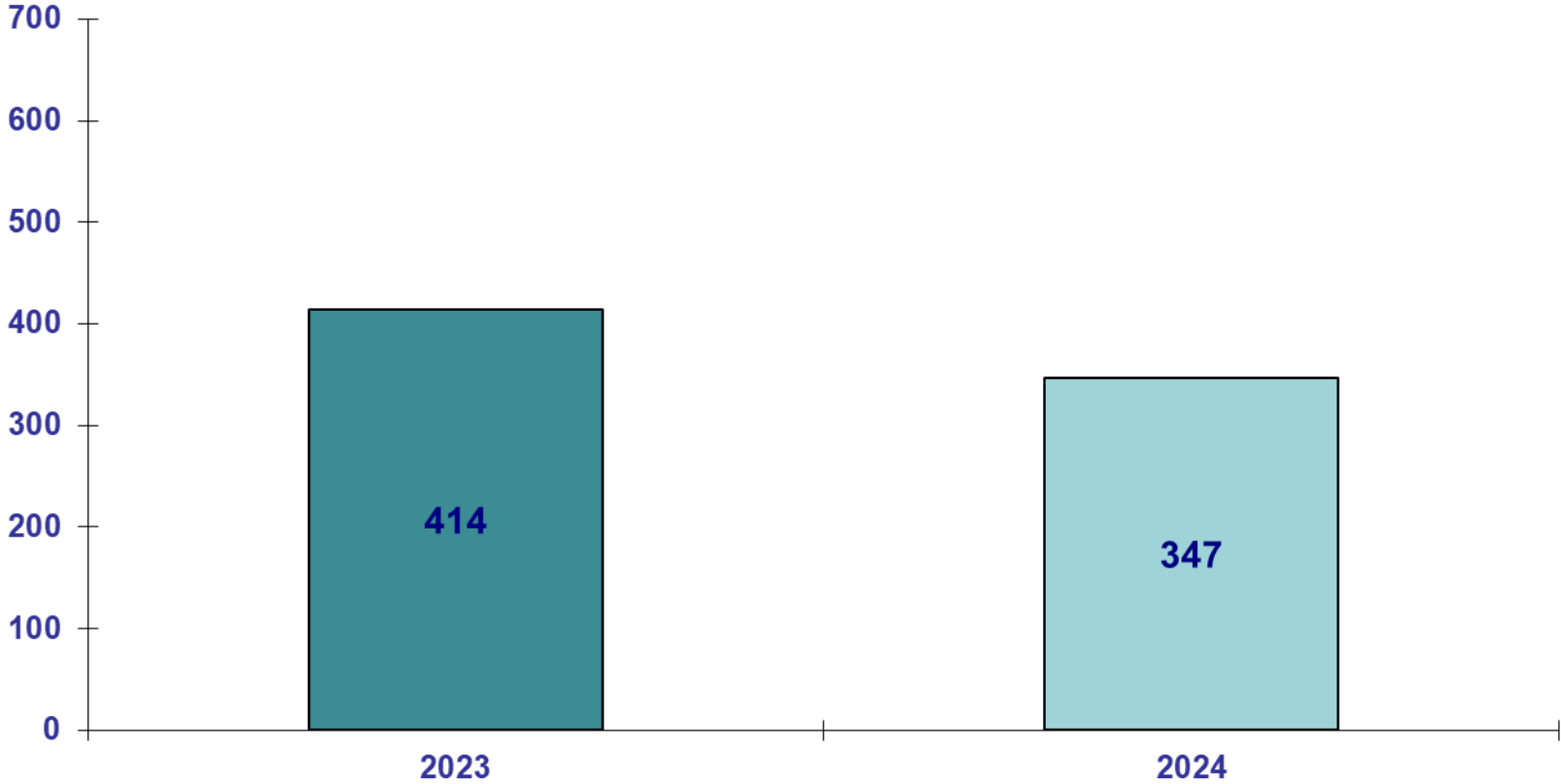


Source: The Federation of Thai Industries

# 4W (Motorcar) Production (April – June 2024)

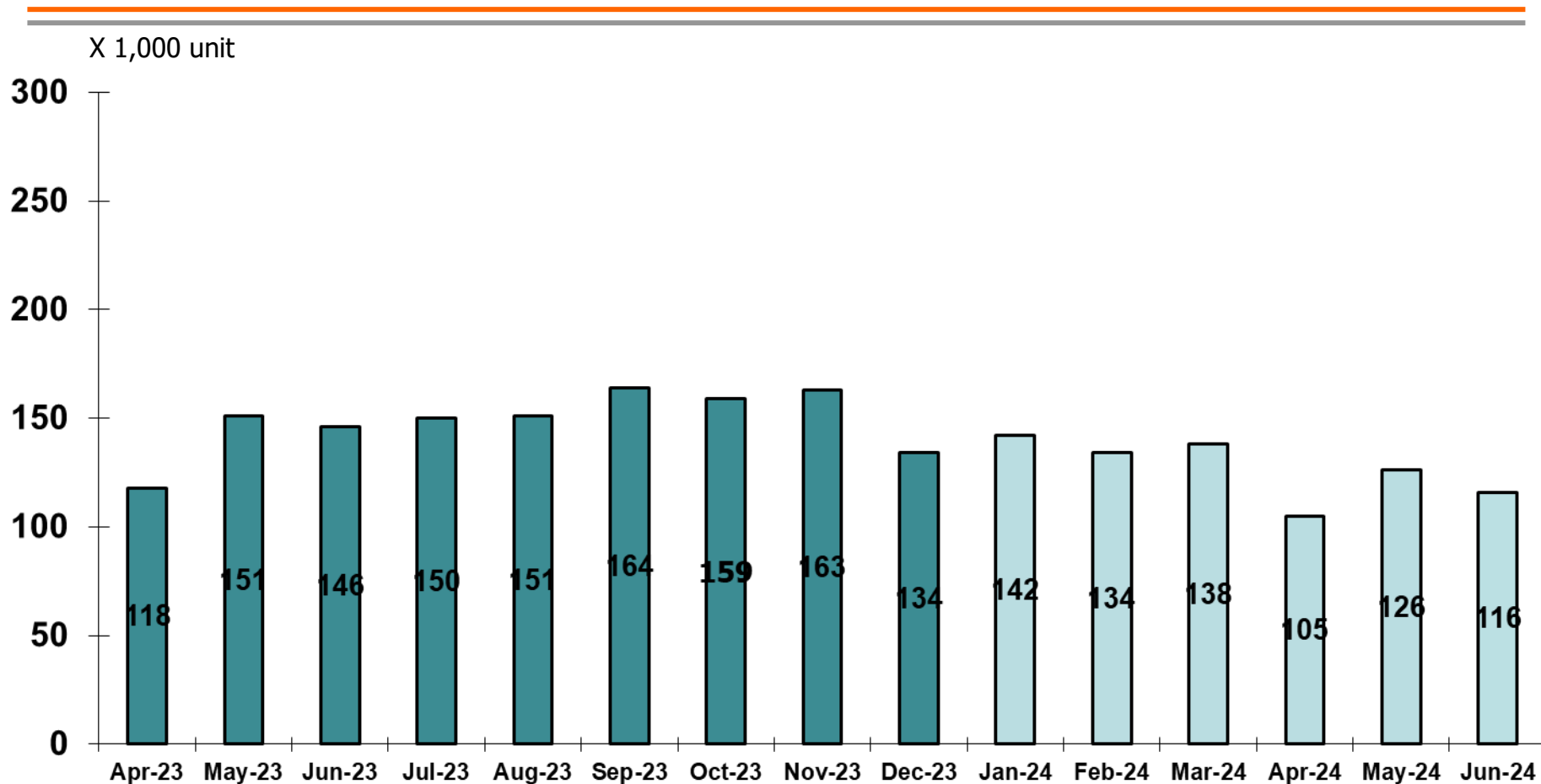
X 1,000 unit

Compare with 2023  
**-16%**



Source: The Federation of Thai Industries

## 4W (Motorcar) Production ( By Month ) (April 2023 – June 2024)

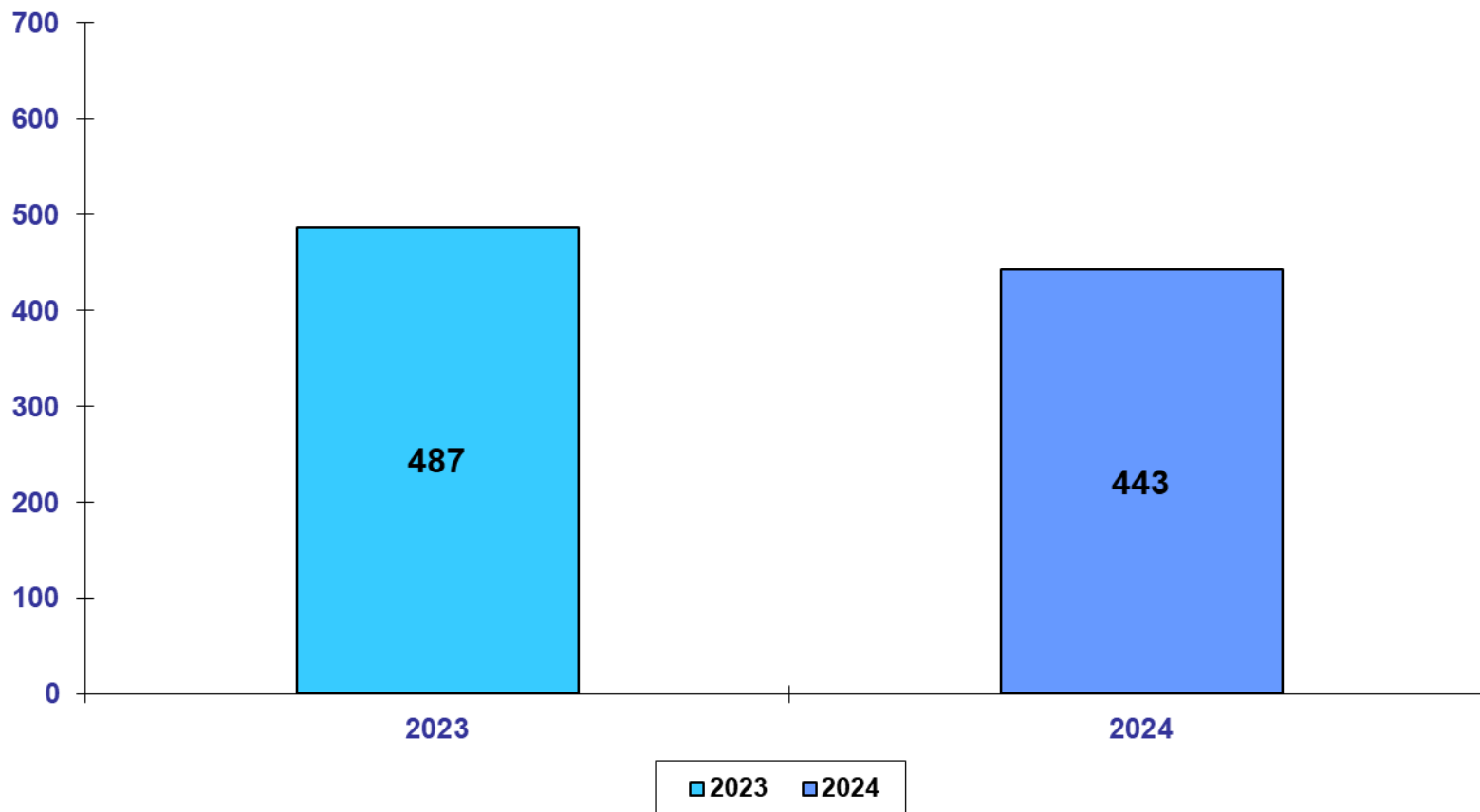


Source: The Federation of Thai Industries

## 2W (Motorcycle) Sales - Domestic (April – June 2023)

X 1,000 unit

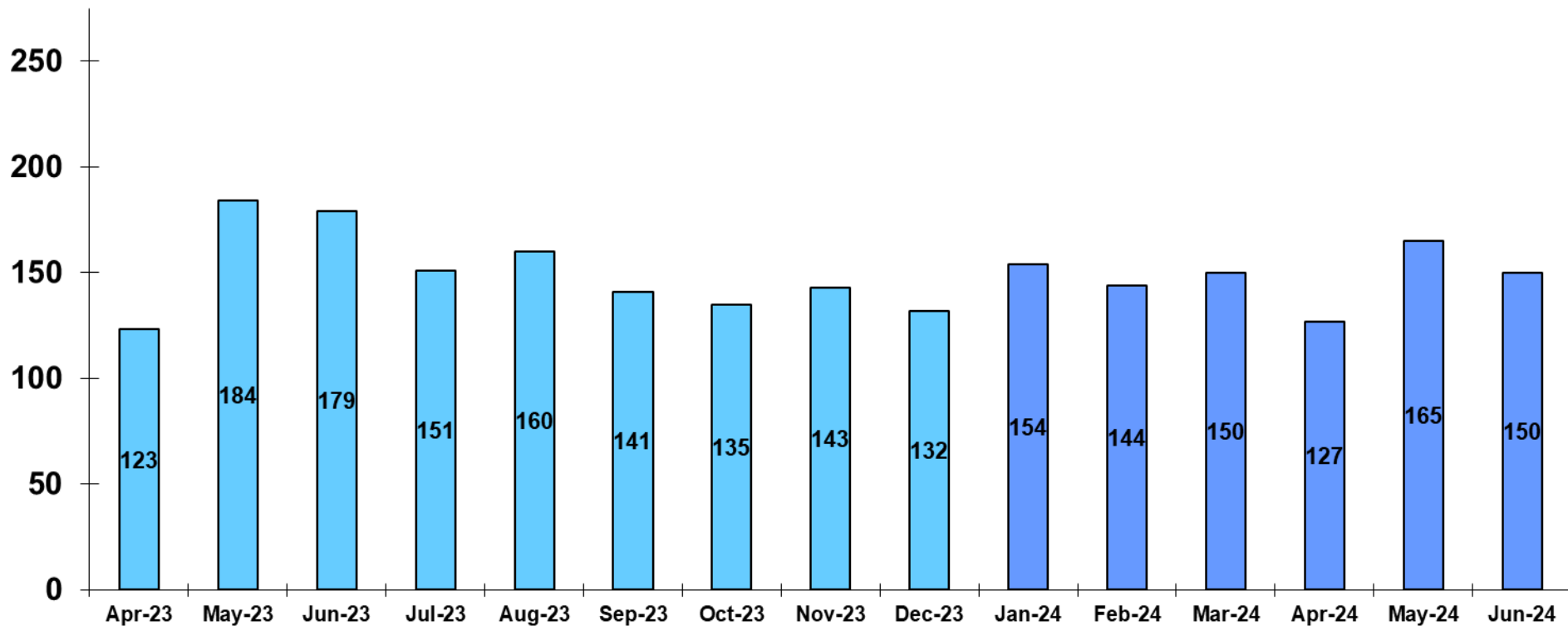
Compare with 2023  
- 9%



Source: The Federation of Thai Industries

## 2W (Motorcycle) Sale ( By Month ) (April 2023 – June 2024)

X 1,000 unit



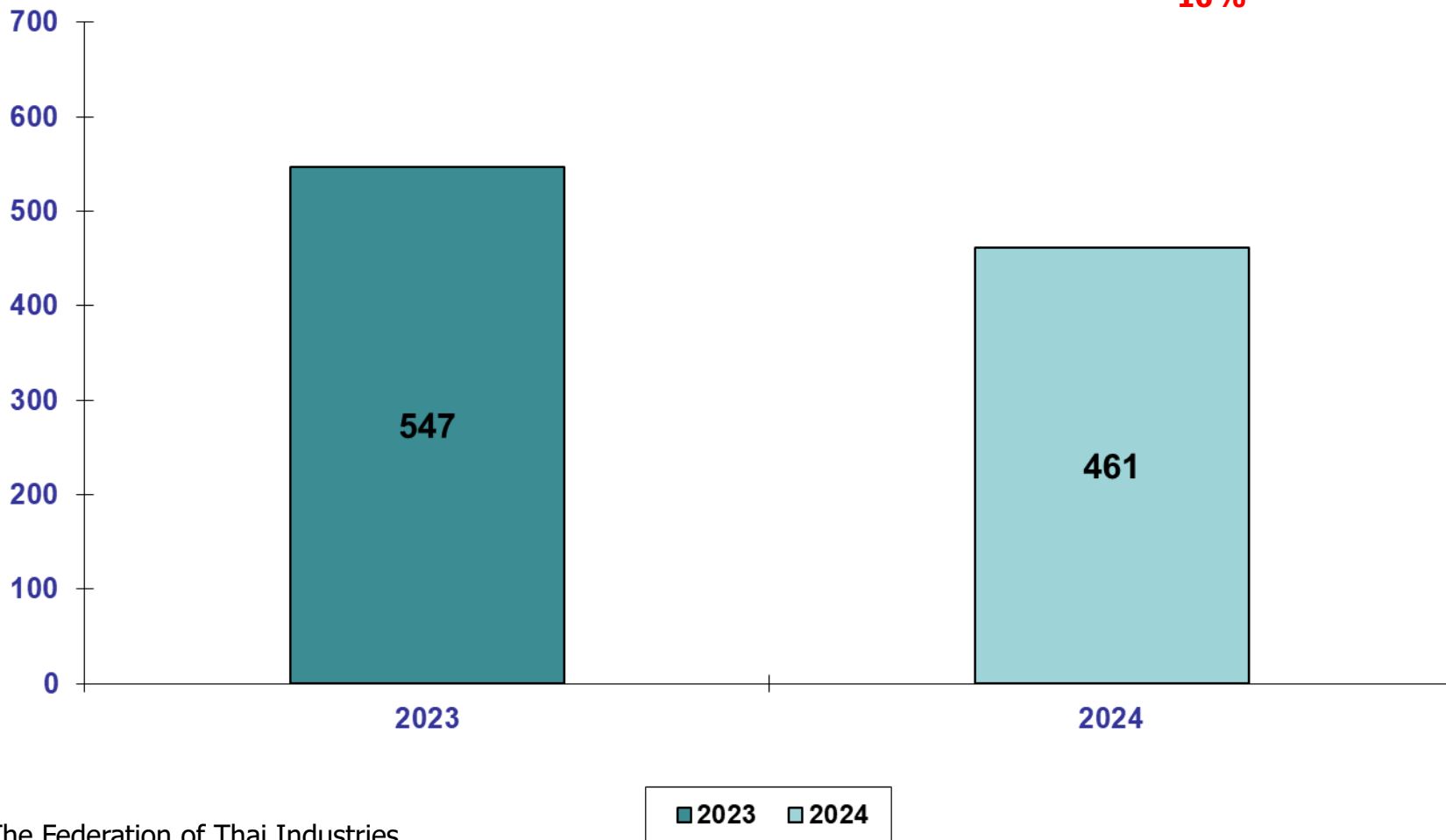
Source: The Federation of Thai Industries



## 2W (Motorcycle) Production (April – June 2023)

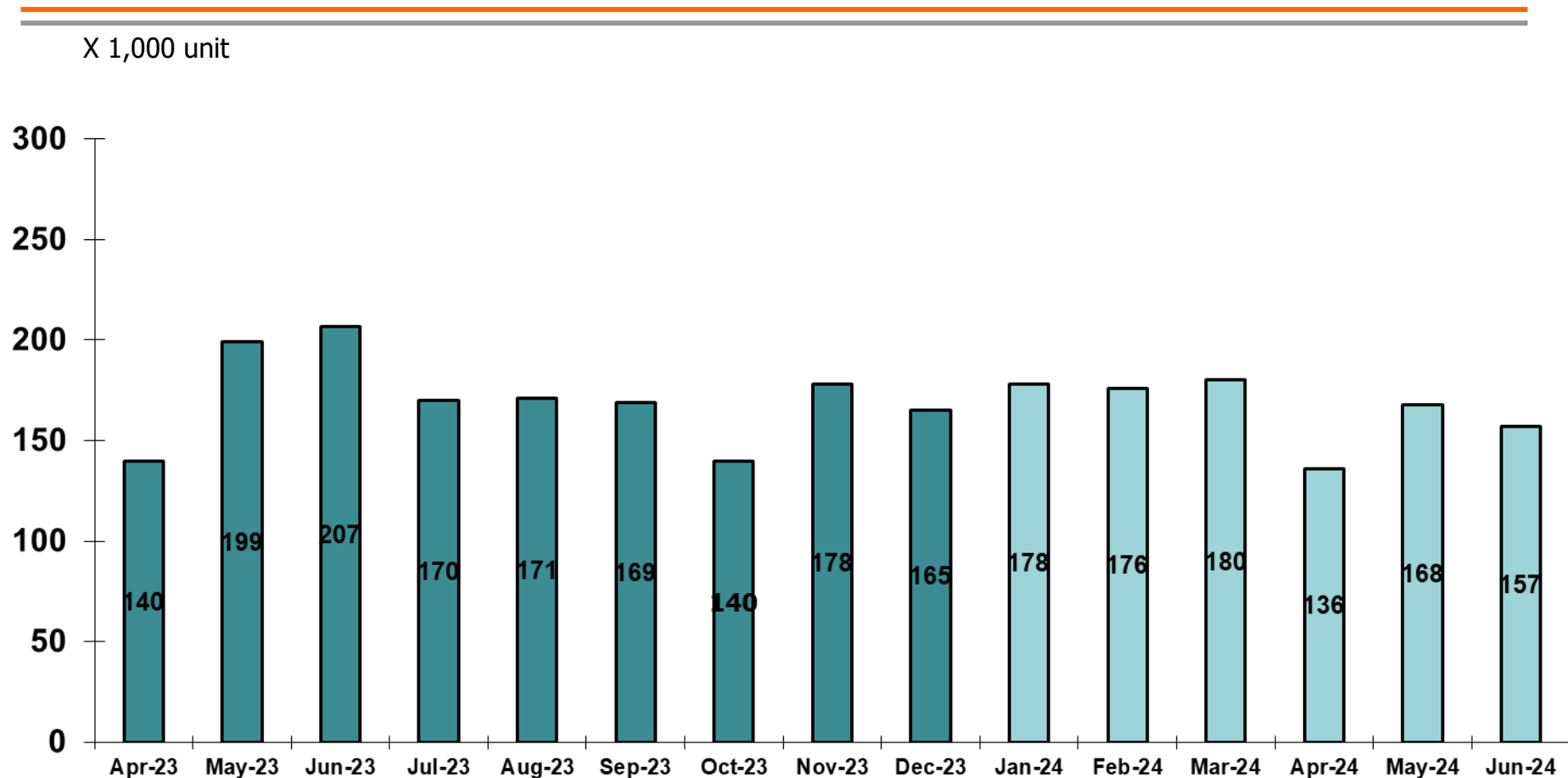
X 1,000 unit

Compare with 2023  
**-16%**



Source: The Federation of Thai Industries

## 2W (Motorcycle) Production ( By Month ) (April 2023 – June 2024)



Source: The Federation of Thai Industries

# Agenda

1. Market Trend – 2024 (April – June)
2. The 1<sup>st</sup> Quarterly 2024 Financial Statement
3. New Model

## Statement of Financial Position

The Equity Method	30 June 2024 (MB)	31 March 2024 (MB)	Change (%)
<b>Current Assets</b>	<b>12,121.76</b>	11,828.59	<b>+2.48</b>
<b>Non Current Asset</b>	<b>12,768.89</b>	12,949.24	<b>-1.39</b>
<b>Total Assets</b>	<b>24,890.64</b>	24,777.83	<b>+0.46</b>
<b>Current Liabilities</b>	<b>1,734.41</b>	1,935.84	<b>-10.41</b>
<b>Non Current Liabilities</b>	<b>1,123.54</b>	1,139.90	<b>-1.43</b>
<b>Total Liabilities</b>	<b>2,857.95</b>	3,075.74	<b>-7.08</b>
<b>Equity</b>	<b>22,032.69</b>	21,702.09	<b>+1.52</b>
<b>Total Liabilities and Equity</b>	<b>24,890.64</b>	24,777.83	<b>+0.46</b>

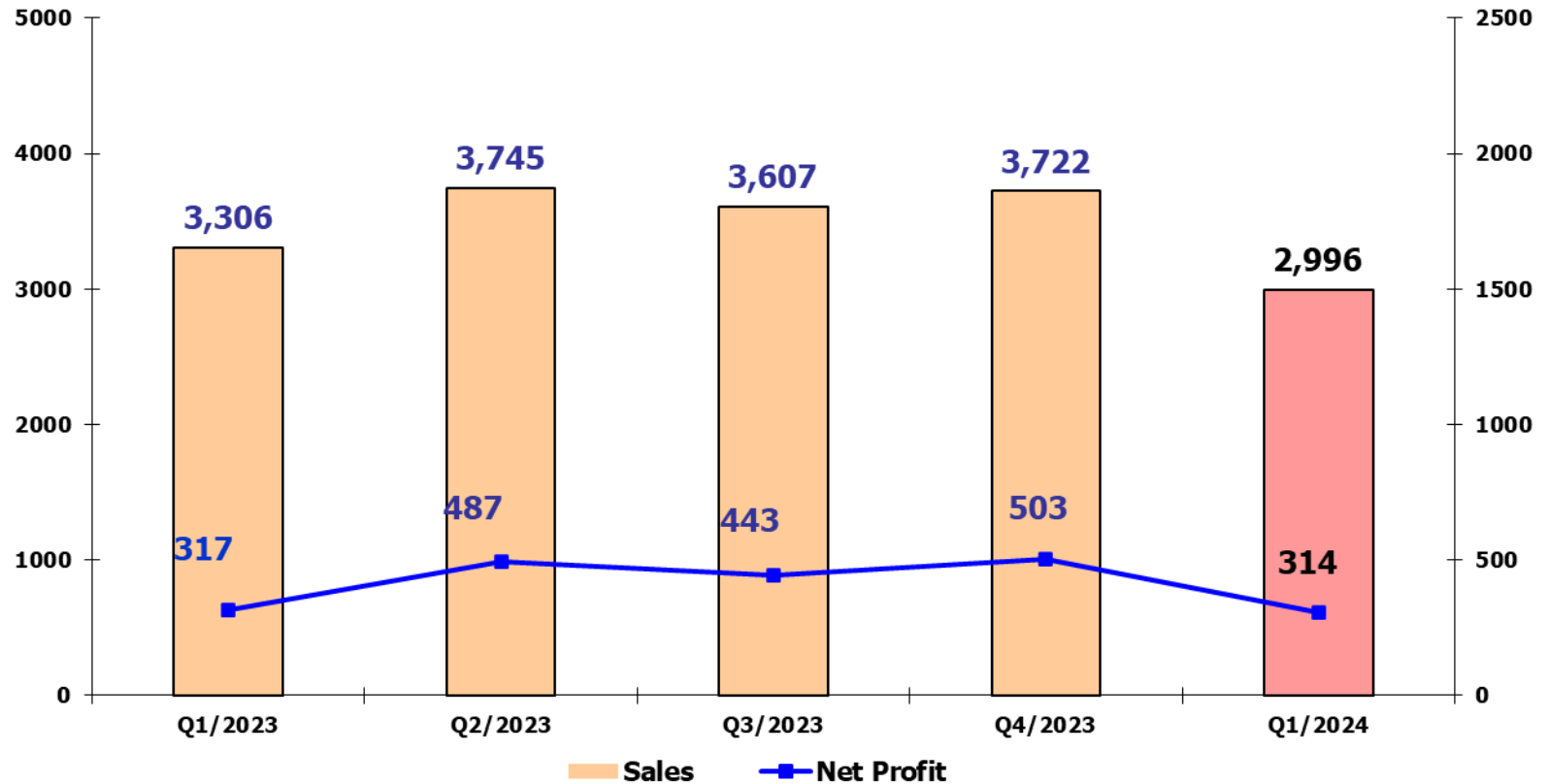
## Statement of Income

The Equity Method	30 June 2024 (MB)	30 June 2023 (MB)	Change (%)
Revenues from Sales and Services	2,995.58	3,305.92	-9.39
Cost of sales and services	2,443.54	2,782.77	-12.19
Gross Profit	552.04	523.15	+5.52
Selling and Administrative expenses	307.77	267.83	+14.91
Other Income	48.25	42.22	+14.28
Share of profit from investments in an associates and joint venture	93.65	95.86	-2.31
Profit before income tax	386.17	393.40	-1.84
Net profit for the period	307.81	314.92	-2.26

## Analysis by Quarterly

Unit : MB

### The Equity Method



## Statement of Cash Flows

The Equity Method	30 June 2024 (MB)	30 June 2023 (MB)
Net Cash received from Operating Activities	711.43	816.08
Net Cash used in Investing Activities	(1,222.50)	(224.28)
Net Cash used in Financing Activities	-	-
Net increase (decrease) cash / Cash equivalents	(511.07)	591.80
Cash / Cash equivalents at beginning of the period	2,000.19	2,084.20
Effects of Exchange rate changes	1.07	3.91
Cash / Cash equivalents at end of the period	1,490.20	2,679.91

# Agenda

1. Market Trend – 2024 (April – June)
2. The 1<sup>st</sup> Quarterly 2024 Financial Statement
3. New Model





MU-X Head Combination Lamp



MU-X Rear Combination Lamp



(Launch 06/2024)

**Download : The presentation files at**

**[www.thaistanley.com/Investor Relations/Analyst Meeting Presentation](http://www.thaistanley.com/Investor Relations/Analyst Meeting Presentation)**

**For further questions, please contact :**

**Ms.Rattanaporn Boonwong : Investor Relations**

**Tel : 662-581-5462-3 (10 lines) , 662-977-9555 ext. 1164**

**Fax: 662-581-5397**

**E-mail : [rattanaporn\\_boonwong@stanley-electric.com](mailto:rattanaporn_boonwong@stanley-electric.com)**