


WELCOME

Analyst Meeting No. 1/2008

THAI STANLEY ELECTRIC PUBLIC COMPANY LIMITED
The completely integrated manufacturer of world class automotive lighting



The 1st Quarterly Year 2008 Result

Apichart Leeissaranukul

August 4, 2008

Agenda

1

Market Trend – 2008 (April – June)

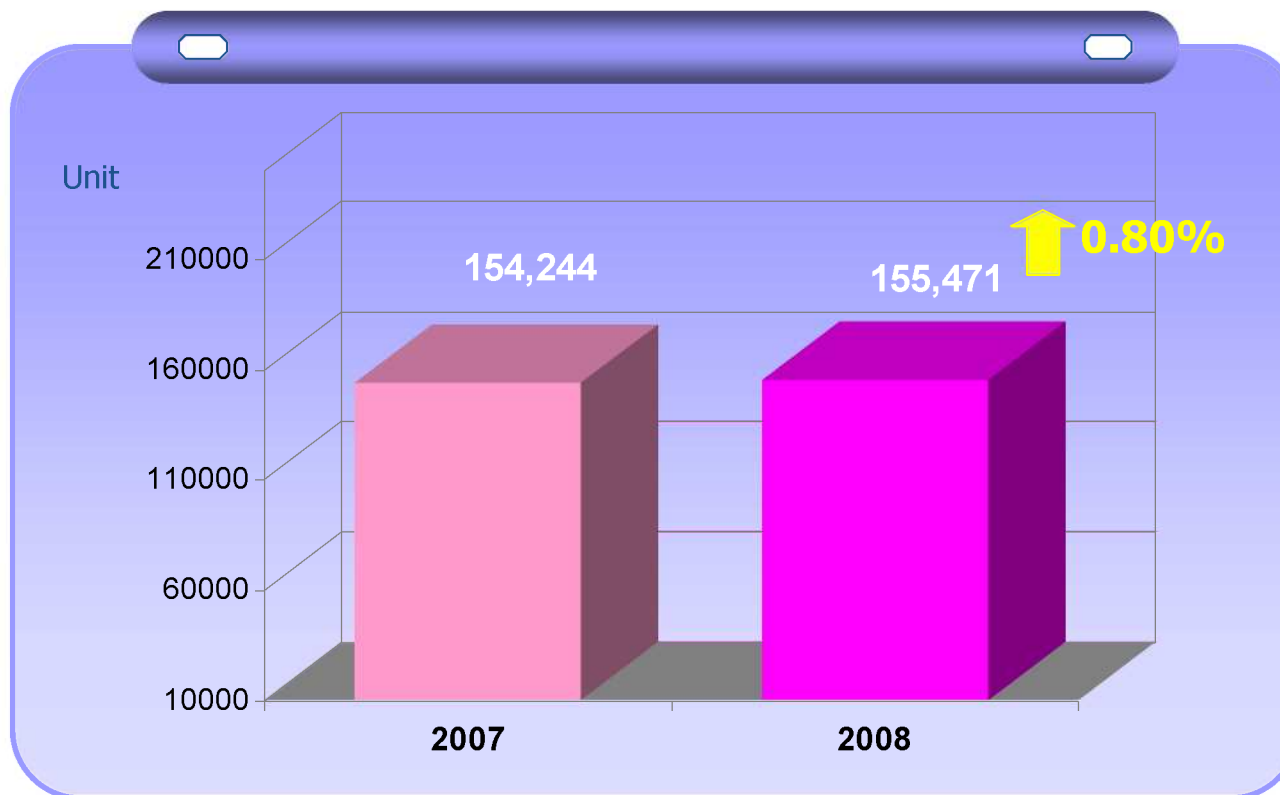
2

The 1st Quarterly 2008 Financial Statement

3

New Product

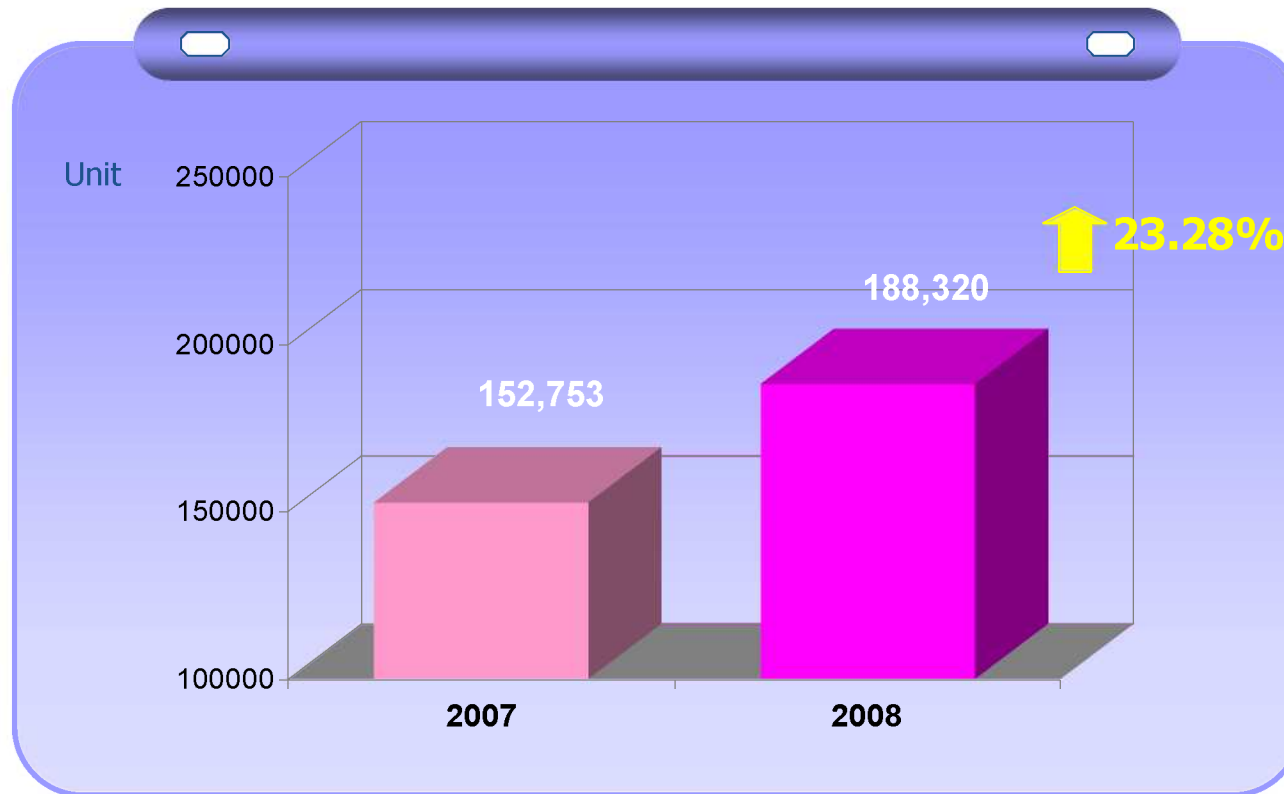
4W Sales - Domestic (April – June 2008)



4W 2008 3 month result increase 0.80% from the same period last year by Passenger car type 25.54 % Pick up 1 ton (7%) Pick Up less than 1 ton 5.26 % Factor by the Diesel oil price higher than Benzene oil price.

Source: Thailand Automotive Institute

4W Sales - Export (April – June 2008)



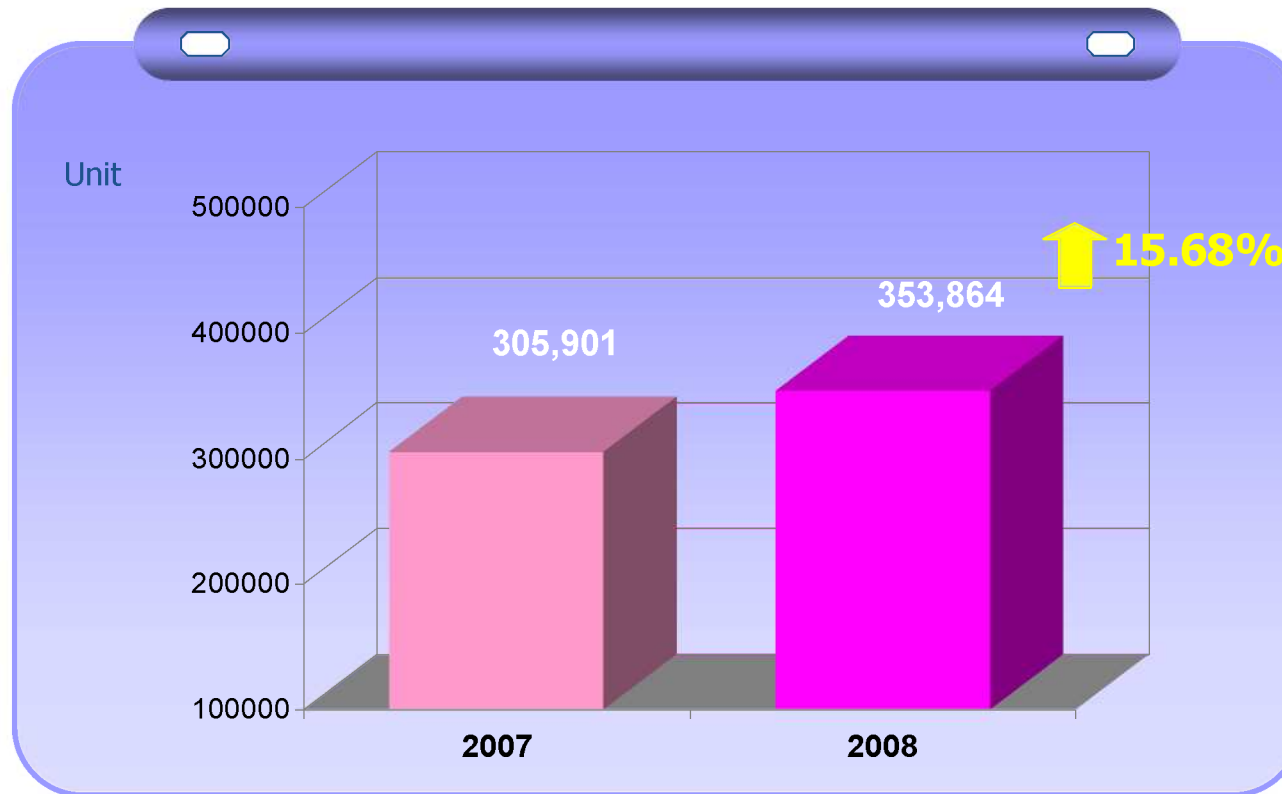
**4W 2008 3 month result increase 23.28 % (CBU) from the same period last year
From Vehicle 12.22 % (OEM 36 % Motor 74.05 % and Auto Part 23.66 %)**

Source: Thailand Automotive Institute

THAI STANLEY ELECTRIC PUBLIC COMPANY LIMITED



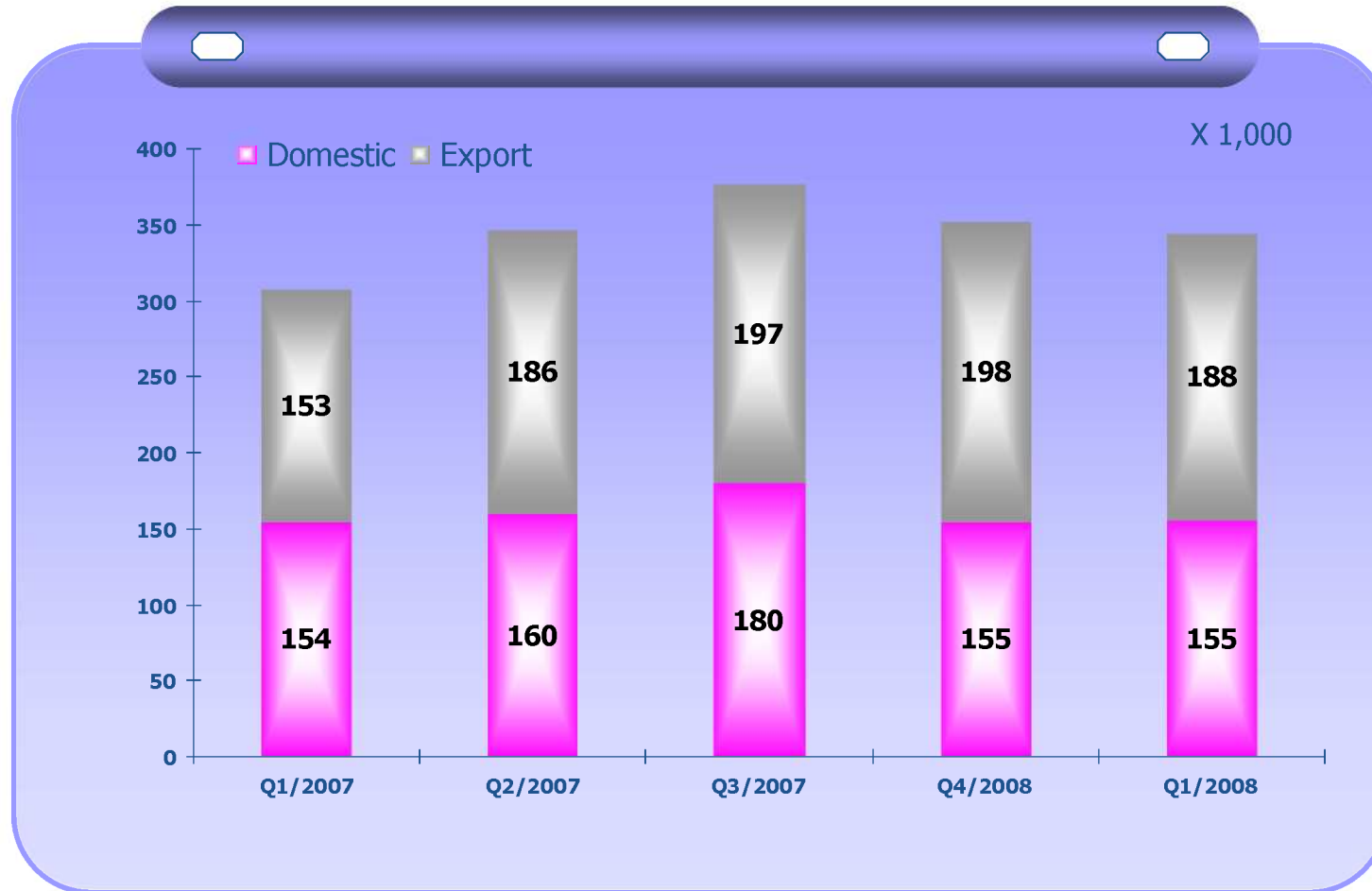
4W Production (April – June 2008)



4W Production 2008 results increase 15.68 % from the Passenger car type 34.50 % , Pick up 1 Ton + Double Cab+PPV type 10.13% and Pick up less than 1 ton (13.41) %

Source: Thailand Automotive Institute

4W Sale (Q1/2007 – Q1/2008) Domestic & Export

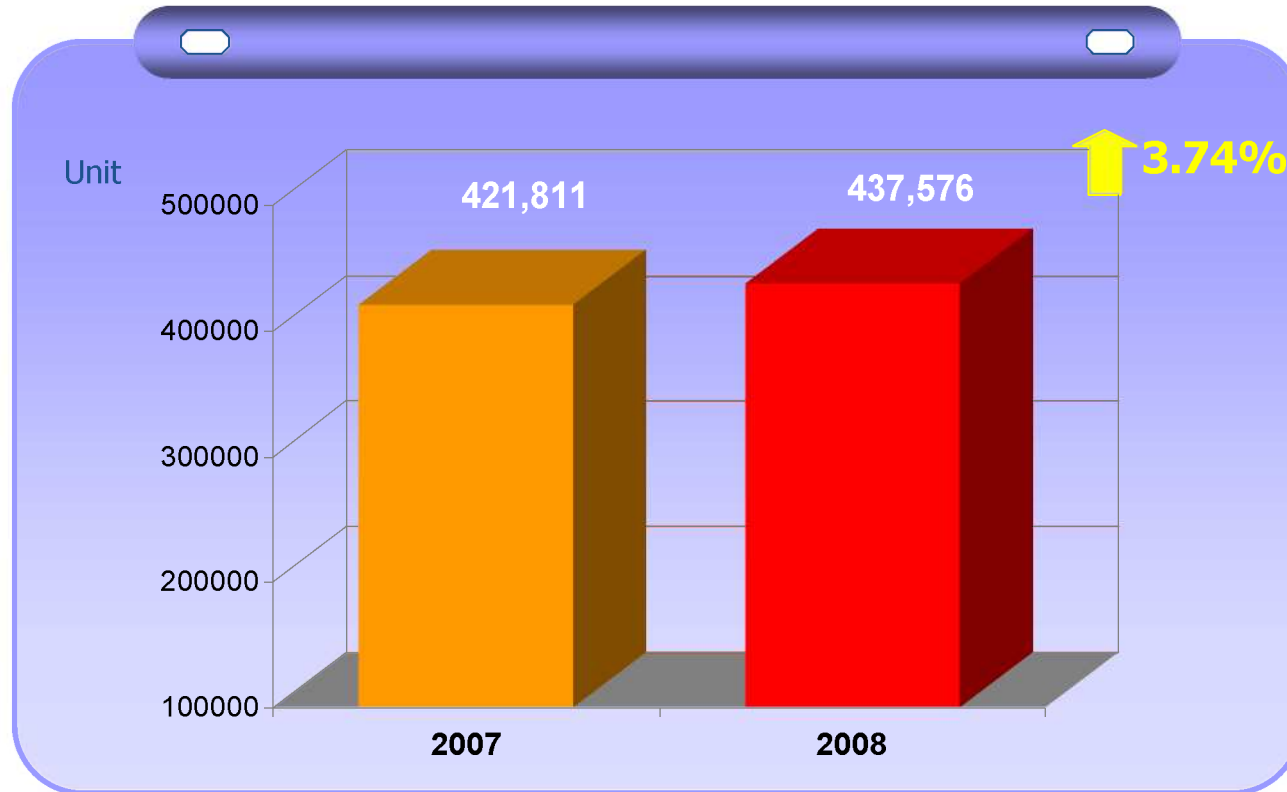


Source: Thailand Automotive Institute

THAI STANLEY ELECTRIC PUBLIC COMPANY LIMITED



2W Sales - Domestic (April – June 2008)



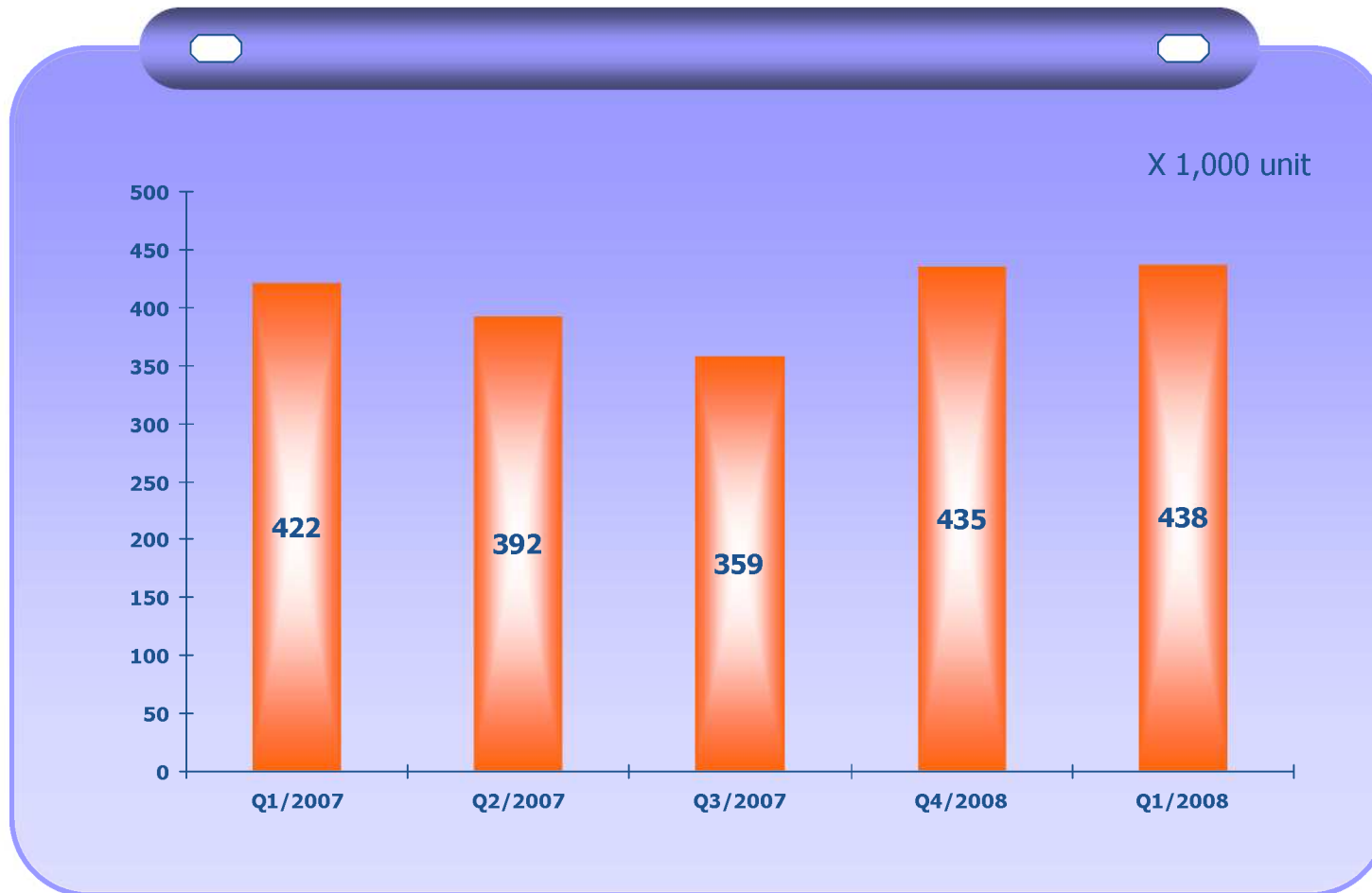
2W 2008 3 month result increase 3.74% from the same period last year
From Family type 6.85 , AT type 1.23 and other (-4.31)

Source: Thailand Automotive Institute

THAI STANLEY ELECTRIC PUBLIC COMPANY LIMITED



2W Domestic Sale (Q1/2007 – Q1/2008)

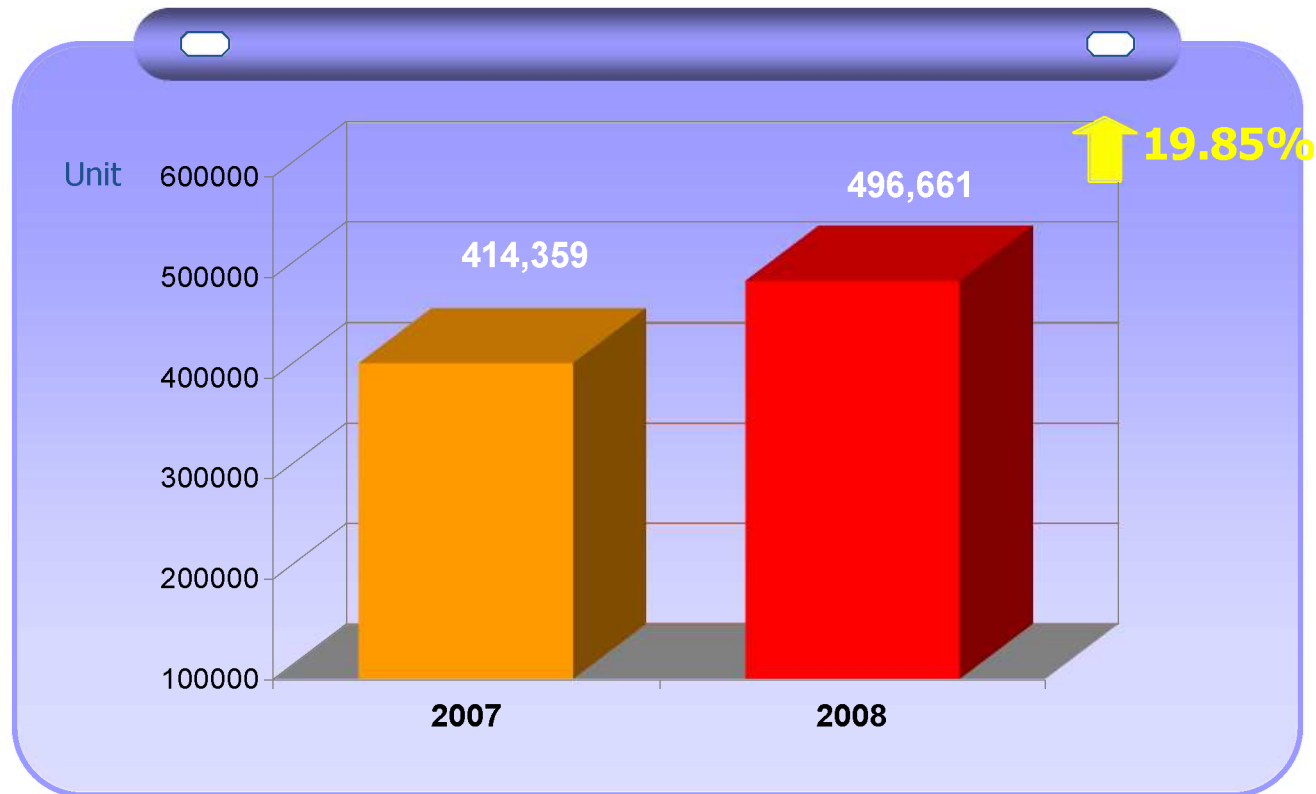


Source: Thailand Automotive Institute

THAI STANLEY ELECTRIC PUBLIC COMPANY LIMITED



2W Production (April – June 2008)



**4W 2008 3 month result decrease 5.31% from the same period last year
Family Type 18.76 % and Sport type 38.24 % From Grass - root economic revival.**

Source: Thailand Automotive Institute

THAI STANLEY ELECTRIC PUBLIC COMPANY LIMITED



Agenda

1

Market Trend – 2008 (April – June)

2

The 1st Quarterly 2008 Financial Statement

3

New Product

Financial Statement

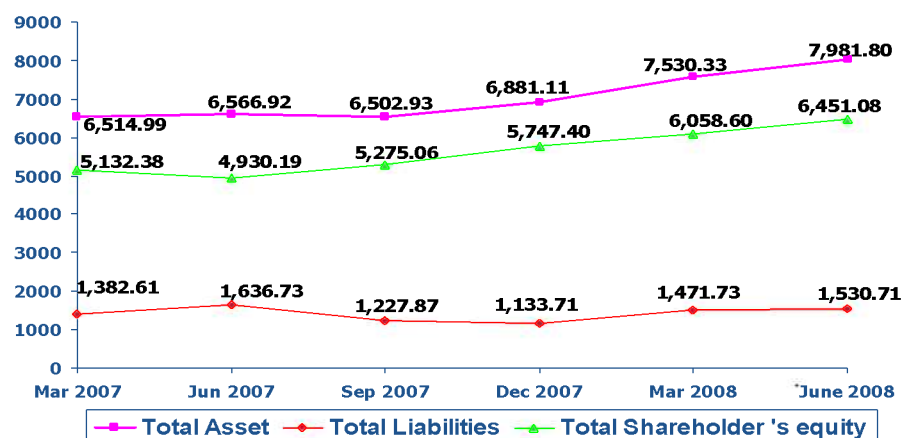
BALANCE SHEETS

Financial Statement in
which the equity method
is applied

The Company only

	June 30, 2008 Unit : MB	March 31, 2008 Unit : MB	Change (%)	June 30, 2008 Unit : MB	March 31, 2008 Unit : MB	Change (%)
Total Assets	7,981.80	7,530.33	6.00	7,769.06	7,312.80	6.24
Total Liabilities	1,530.72	1,471.73	4.01	1,530.72	1,471.73	4.01
Shareholders' Equity	6,451.09	6,058.60	6.48	6,238.35	5,841.07	6.80

Unit : MB



Asset increase from Inventories (19%)
And Intangible asset (12%)

Liabilities increase form Accured income tax (34%)

THAI STANLEY ELECTRIC PUBLIC COMPANY LIMITED



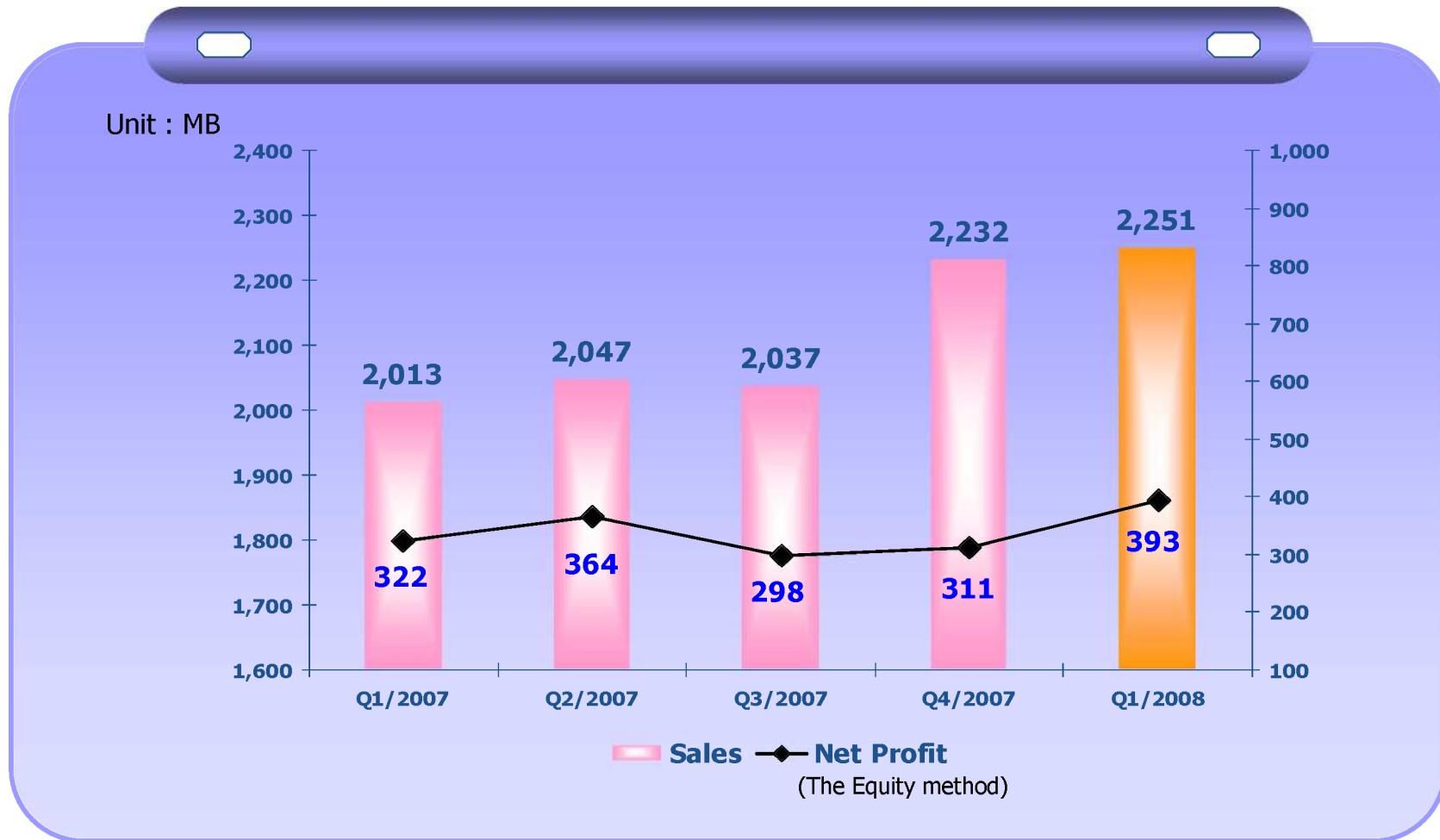
Financial Statement

STATEMENTS OF INCOME

	<u>Financial Statement in which the equity method is applied</u>			<u>The Company only</u>		
	June 30, 2008 Unit : MB	June 30, 2007 Unit : MB	Change (%)	June 30, 2008 Unit : MB	June 30, 2007 Unit : MB	Change (%)
Sales	2,251.40	2,013.14	11.84	2,251.40	2,013.14	11.84
Total Revenues	2,323.35	2,109.68	10.13	2,351.69	2,127.26	10.55
Cost of Sales	1,710.69	1,594.48	7.29	1,710.69	1,594.48	7.29
Selling and Administrative Exp.	154.76	132.12	17.14	154.76	132.12	17.14
Operating Profit	456.97	382.37	19.51	485.31	399.95	21.34
Share of net profit from						
investments in associates	23.55	20.41	15.36	-	-	-
Profit before interest exp.and						
income tax	480.52	402.79	19.30	485.31	399.95	21.34
Net Profit	392.77	322.27	21.87	397.56	319.44	24.46

Financial Statement

Thai Stanley Analysis by Quarterly



STATEMENTS OF CASH FLOW

	<u>Financial Statement in which the equity method is applied</u>		<u>The Company only</u>	
	June 30, 2008 Unit : MB	June 30, 2007 Unit : MB	June 30, 2008 Unit : MB	June 30, 2007 Unit : MB
Net cash provided by operating	554.64	285.68	554.64	285.68
Net cash used in investing	(330.27)	(142.15)	(330.27)	(142.15)
Net increase in cash	224.37	143.53	224.37	143.53
Cash at beginning of the period	1,189.34	1,148.68	1,489.34	1,148.68
Effects of exchange rate changes	(1.66)	(0.01)	(1.66)	(0.01)
Cash at end of the period	1,712.05	1,292.20	1,712.05	1,292.20

Agenda

1

Market Trend – 2008 (April – June)

2

The 1st Quarterly 2008 Financial Statement

3

New Product

New Product

Head Lamp



Rear Combination



HONDA ICON ROCK

New Product

Head Lamp and Front Turn



Rear Combination



HONDA CZ-110

New Product

Head Lamp and Front Turn



Rear Combination



HONDA CLICK-I

Conclusions

Market Trend - 2008 (January-March)

- 4W Sale increase both Domestic and Export from Export growth.
- 2W sale increase from Grassroot economic revival.

The 1st Quarterly 2008 Financial Statement

- Sale increase 11.84% from Automotive Industrial Export growth
- Net profit increase 21.87% from continue cost control (SNAP)

Disclaimer

This slides contain statements that constitute forward-looking statements, plans for the Future, management targets, etc. relating to the Company and its subsidiaries. These forward-looking statements are base on current assumptions of future events and trends , which may be incorrect and are subject to risks and uncertainties.

Actual result may differ materially from those in such forward-looking statements as a result of various factors.

Unless otherwise noted, the financial data contained in these materials are presented under Thai Accounting Standards (TAS). The company disclaims any obligation to update or to announce any revision to forward-looking statements to reflect future events or developments.

Information concerning financial institutions other than the company and its subsidiaries are base on publicly available information.

These materials do not constitute an invitation or solicitation of an offer to subscribe for or purchase any securities and neither this document nor anything contained herein shall form the basis for any contract or commitment whatsoever.

Contact Investor Relations

For further questions, please contact :

Ms.Rattanaporn Boonwong : Investor Relations

Tel : 662-581-5462-3 (10 lines) ext. 164

Fax: 662-581-5397

E-mail : rattanaporn@stanley.co.th



Questions and Answers

THAI STANLEY ELECTRIC PUBLIC COMPANY LIMITED
The completely integrated manufacturer of world class automotive lighting

The image features a background of soft, flowing, wavy lines in shades of blue and white, creating a sense of movement and depth. The lines are most prominent in the lower half of the frame, where they curve and ripple across the space. The upper half is a lighter, more uniform white with subtle gradients. In the lower center, the text 'www.thaistanley.com' is displayed in a bold, red, sans-serif font.

www.thaistanley.com